



وزارة التخطيط والتعاون الدولي

Ministry of Planning and International Cooperation

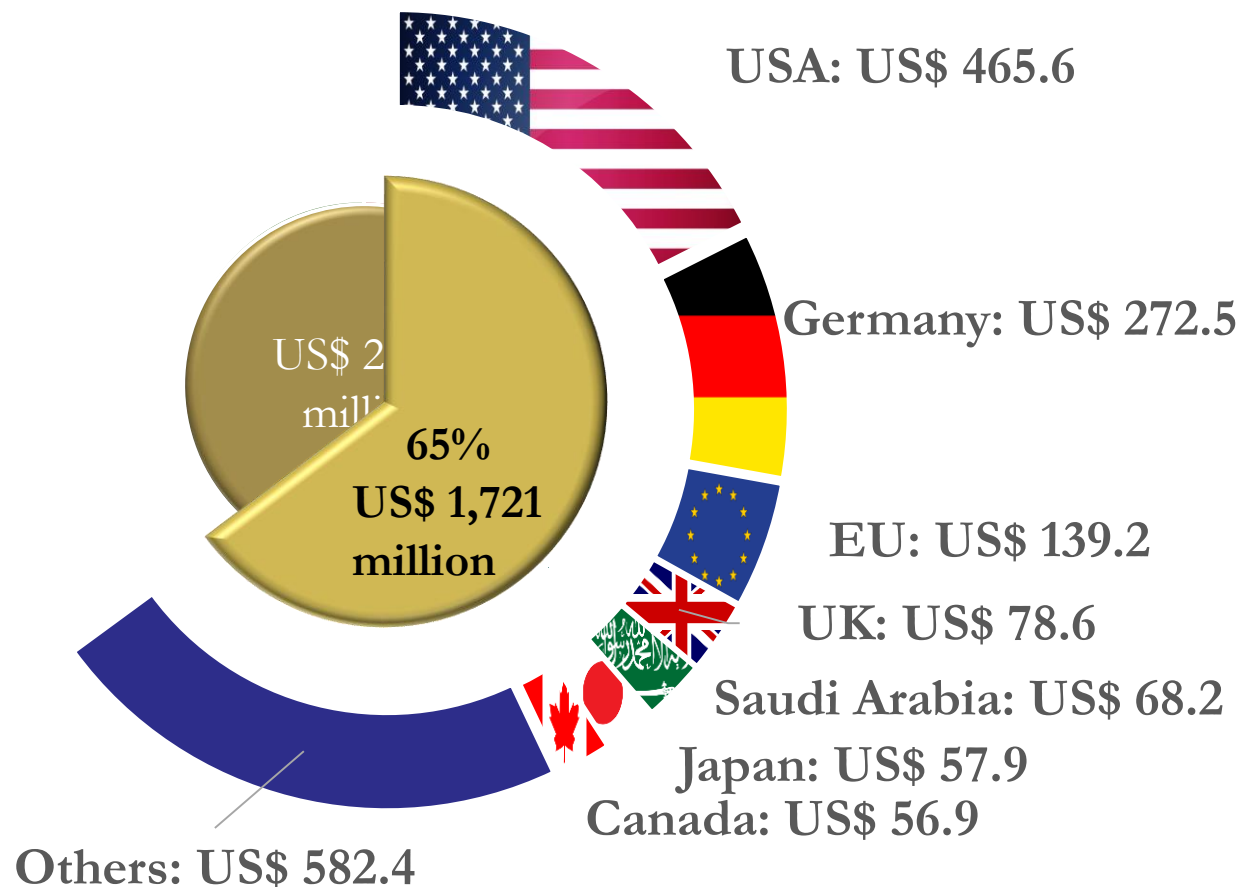
# Jordan Response Plan for the Syria Crisis 2018-2020



10<sup>th</sup> JRPSC Platform Meeting  
1 February, 2018

# JRP 2017 Funding Status

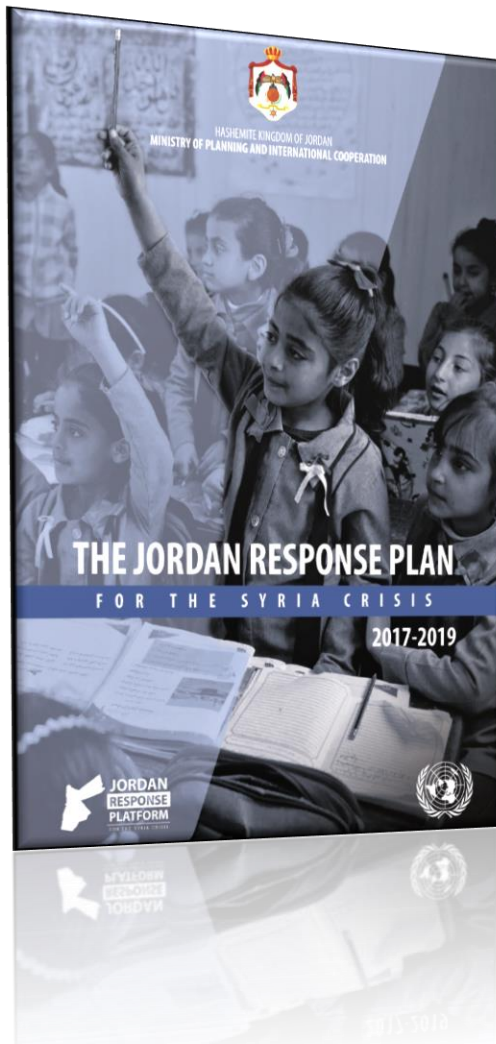
Total funding by country source (USD million)



## Notes:

- Others include: UN multilateral fund, WBG, Unspecified source, and 25 countries with contribution less than USD 30 million

# JRP2017: MOPIC's role



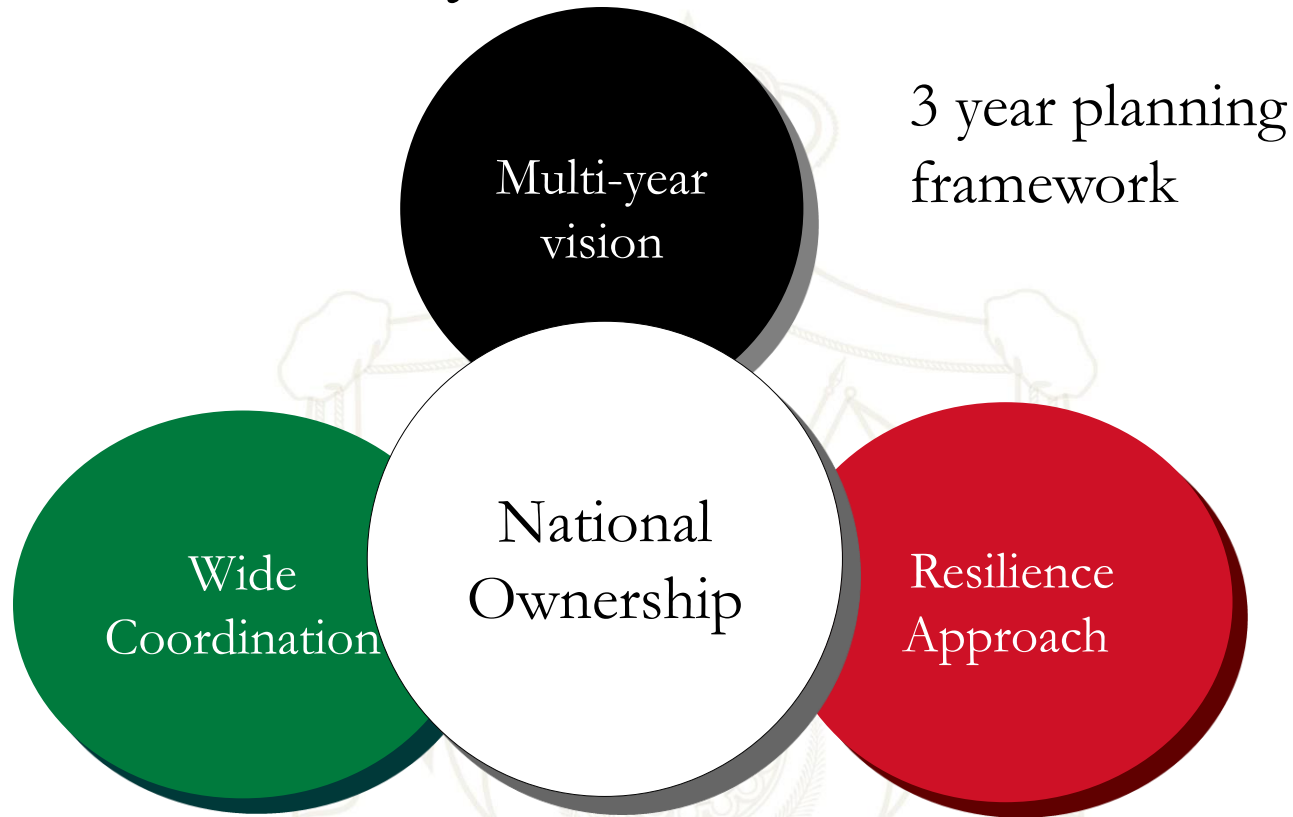
- Technical and policy coordination of JRP preparation and implementation.
- Aid tracking and coordination of international grants against the JRP.
- Upgrade of JORISS information system with publicly available information by donors, IPs, sector and component.
- Technical support to 12 Task Forces in the preparation of their sector CVAs and responses.
- Management and coordination of the whole JRP project approval process (350 ongoing projects)

# The JRP 2018-2020



- It consolidates all required efforts to respond and mitigate the impact of the Syria crisis on Jordan and the people living in it.
- It is the only Government's document through which grants for the Syria crisis should be provided


# JRP 2018: Key Features



250 organizations engaged in the process, including UN agencies, NGOs, national institutions, donors, and private sector

It aims to support the well being of refugees and host communities while building national capacity

# JRP2018-2020: Key Components





# JRP2018-2020: Methodology

The JRP is the result of a participatory planning and coordination process starting in August 2017 and based on Comprehensive Vulnerability Assessment (CVA) update.

Below is a short summary in numbers of the JRP2018-2020 process:

- 12 Task Forces
- $\pm$  100 multi-stakeholder meetings
- 250 organizations engaged
- 400 single representatives participating in the process
- JRP first draft shared with more than 150 organizations for comments
- JRP advanced draft shared with all Embassies, UN Agencies and INGO forum for feedback

# JRP 2018-2020: Implementation

## Key Pillars of JRP Implementation in 2018

### Coordination

- Strengthening JRP Task Forces to become an effective forum for information sharing and JRP implementation/coordination.



# JRP 2018-2020: Implementation

## Key Pillars of JRP Implementation in 2018

Coordination

Transparency

- JORISS to be publicly accessible to donors and IPs: currently all JRP funding in 2017 are available on [www.jrpssc.org](http://www.jrpssc.org), by project, sector, IP and donor.

# JRP 2018-2020

## Implementation Methodology

### Key Pillars of JRP Implementation in 2018

Coordination

Transparency

Accountability

- Emphasis on results and impact through the collection and analysis of JRP project results, in close consultation with the relevant Task Forcers.

# JRP 2018-2020

## Implementation Methodology

### Key Pillars of JRP Implementation in 2018

Coordination

Transparency

Accountability

Alignment

- The JRP will further align with the Executive Development Programme (EDP) in order to build a sector-wide response approach.

# Budget requirements (per year)

Sector	2018	2019	2020	Total
Education	328,789,723	434,759,139	385,784,507	1,149,333,369
Energy	76,957,925	49,057,925	45,967,925	171,983,775
Environment	8,134,800	7,158,740	2,910,000	18,203,540
Food Security	196,593,170	204,029,572	196,978,572	597,601,314
Health	168,802,713	216,216,476	130,711,998	515,731,187
Justice	19,065,000	14,805,000	13,943,750	47,813,750
Livelihoods	110,912,602	70,168,355	54,945,136	236,026,093
Local Governance and Municipal Services	70,198,103	67,461,605	52,333,183	189,992,891
Shelter	24,291,570	26,000,000	28,000,000	78,291,570
Social Protection	351,282,748	263,724,194	225,051,894	840,058,836
Transport	13,635,000	18,305,000	17,075,000	49,015,000
WASH	212,990,000	233,660,000	207,040,000	653,690,000
Management and Coordination	1,200,000	1,000,000	800,000	3,000,000
Sub Total: JRP Programmatic Response	1,582,853,354	1,606,346,006	1,361,541,965	4,550,741,325
Sub Total: Subsidy, Security, Income Loss, Infrastructure Depreciation	900,514,439	918,406,698	942,353,608	2,761,274,745
GRAND TOTAL	2,483,367,793	2,524,752,704	2,303,895,573	7,312,016,070

# Budget requirements (per component)

Sector	Refugee Response	Resilience Response	Total
Education	428,923,048	720,410,320	1,149,333,368
Energy	40,889,889	131,093,886	171,983,775
Environment		18,203,540	18,203,540
Food Security	518,257,831	79,343,483	597,601,314
Health	214,604,796	301,126,391	515,731,187
Justice	9,173,750	38,640,000	47,813,750
Livelihoods	101,198,693	134,827,400	236,026,093
Local Governance and Municipal Services	5,520,446	184,472,445	189,992,891
Shelter	60,291,570	18,000,000	78,291,570
Social Protection	652,737,205	187,321,632	840,058,837
Transport		49,015,000	49,015,000
WASH	93,990,000	559,700,000	653,690,000
Management and Coordination		3,000,000	3,000,000
Sub Total: JRP Programmatic Response	2,125,587,228	2,425,154,097	4,550,741,325
Sub Total: Subsidy, Security, Income Losses, Infrastructure Depreciation			2,761,274,745
GRAND TOTAL			7,312,016,070

# 2018 What's Next

Enhance coordination with other national plans and sector strategies

Enhance MOPIC's crisis response capacity and structure to ensure JRP coordination and effective implementation

Ensure adherence of all actors to national systems, including JORISS and AFIS

**02** Prepare JRP 2017 report on achievements and disseminate it to JRP TFs for review and validation

**01** Finalize and make public all JRP reporting screens and dashboards, including Digital Atlas.

**04**

**03**

**05**





## وزارة التخطيط والتعاون الدولي

Ministry of Planning and International Cooperation

# Thank You

Feda Gharaibeh  
Director

Humanitarian Relief Coordination Unit